





















Fields and Actions

Click on any New Field button to add the field to your Design Canvas.

Html Panel		Container and Editor for any HTML content. You can copy any web content and paste it into a panel.
Label		Text with different font choices - read only for app users, but read/write both for javascript and web data sources.
Text Field		Text Field with different font choices for app user input and it comes with a placeholder option. Types: Text, Password, Number, Phone, Email, URL, Search, Phone
Text Area		Multiline Text display with different font choices and with the option of editable or read only
Image		Image with one of 5 ways to load an image: load a stock image, upload your own image, use a previous image, use an existing image URL or use an image URL from a web data response. Scaling types: Fit, Fill, and Scaled Fill
Button		Button with different background and font choices.
Image Button		Image Button with one of 4 ways to set the button image: load a stock image, upload your own image, use previous image or use an existing image URL
Switch		Switch with types: on-off, yes-no, true-false
CheckBox		Checkbox
Table		Table with the option of preloaded lists. Table formats require a title and may include an image, subtitle, or hidden field for each row. Custom tables may also be designed.
Grid		Show an array of data in row,column format similar to a spreadsheet. Sort by column header and apply filters by data content.
RSS		RSS Feed with Popup Web Page
Chart		Chart for visual display of data. Chart Types: Bar, Line, Pie, Scatter, Area, Barcode, QR code
Picker		Picker Types: Select, Date, Time, Date-Time, Credit Card Expiration, Calendar, Time Span min/sec, Time Span days/hours/min, Countdown timer, Stopwatch
Slide Panel		Sliding slide panel with a list of pages to go to
Slider		Slider with min/max
Camera		Take a photo with the option of a thumb image
GPS		Device GPS
Alert		Popup text alert message
Hidden Field		Hidden field with the option of the Device ID value

User response actions are available in these fields in response to a user tap:

buttons, switches	Go to page Go to previous page Show slide panel Popup web page Get or send device data via a web data source Email message Call phone Text message Take a photo Capture a signature Record audio Scan barcode or QR code
Table	Go to a page for any row selected Go to the page = value of the hidden field of the selected row Popup web page = URL value of the hidden field of the selected row Get or send device data via a web data source Select multiple rows
Picker	Get or send device data via a web data source

From:

<https://viziapps.com/dokuwiki/> - **ViziApps Help Wiki**

Permanent link:

https://viziapps.com/dokuwiki/fields_and_actions

Last update: **2015/01/14 12:04**

